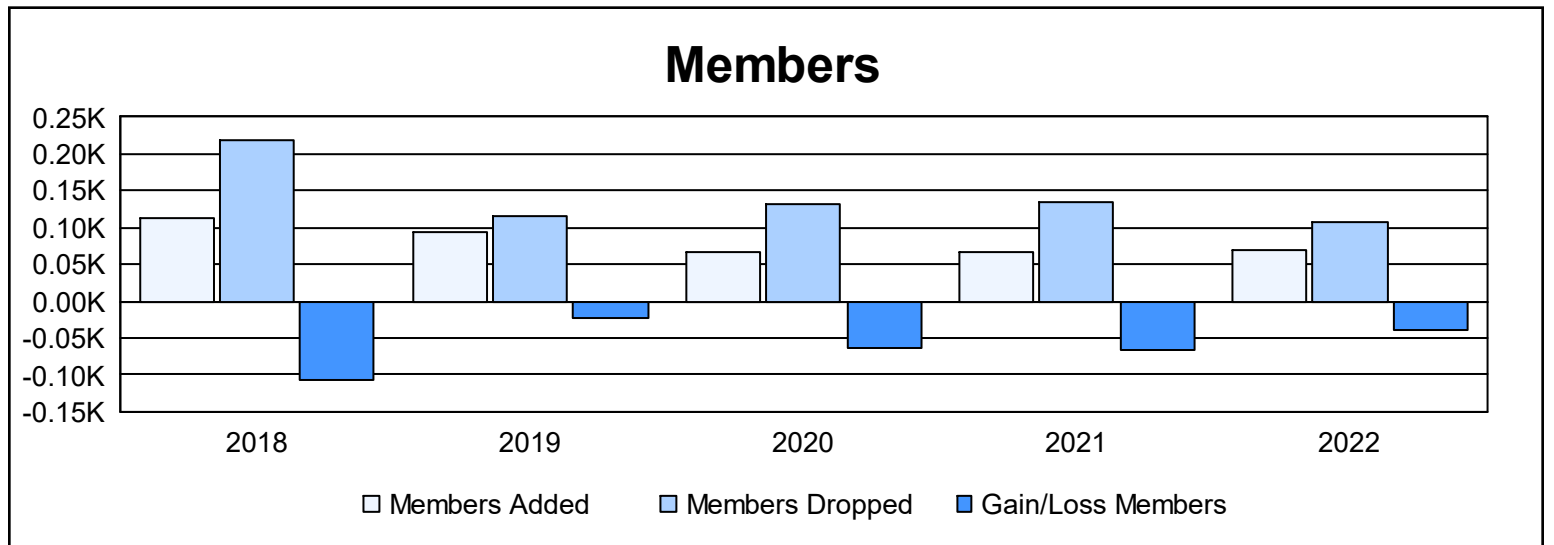
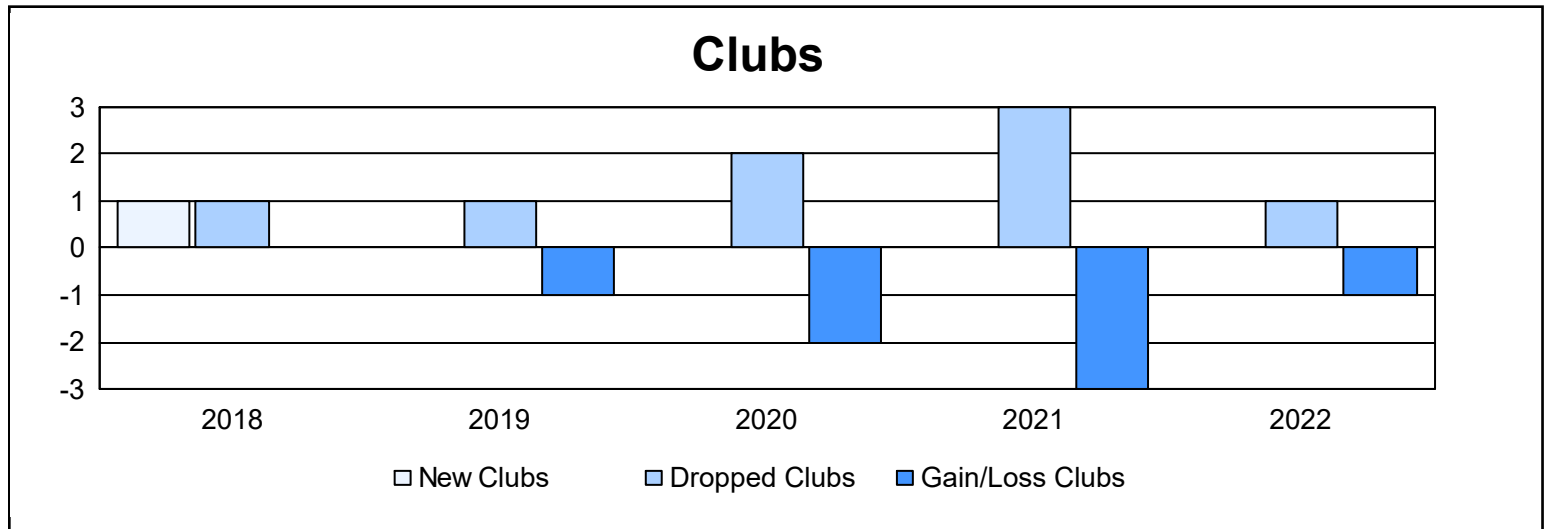
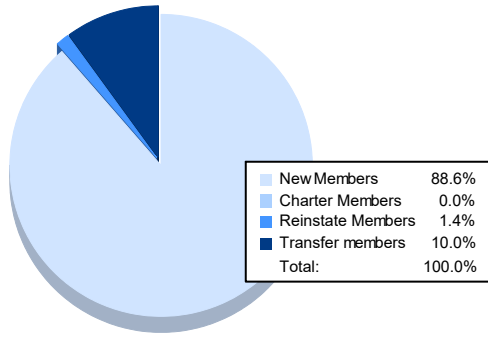


Year	New Clubs	Dropped Clubs	Gain/ Loss Clubs	New Members	Charter Members	Reinstate Members	Transfer Members	Total Member Added	Total Members Dropped	Gain/ Loss Members
2017-2018	1	1	0	67	20	4	21	112	218	-106
2018-2019	0	1	-1	79	3	6	5	93	115	-22
2019-2020	0	2	-2	54	2	4	8	68	131	-63
2020-2021	0	3	-3	50	2	5	11	68	134	-66
2021-2022	0	1	-1	62	0	1	7	70	108	-38
<b>Average</b>	<b>0</b>	<b>2</b>	<b>-1</b>	<b>62</b>	<b>5</b>	<b>4</b>	<b>10</b>	<b>82</b>	<b>141</b>	<b>-59</b>



### Membership Composition June 2022 Cumulative



### Gender Composition June 2022 Cumulative

